

Carver Coyote Monthly Newsletter

February 2017



Kindergarten students were visited by Author Jerry Pallotta. Mr. Pallotta is an award winning author of several children's alphabet books. He loves combining facts, research and interesting illustrations to engage children. Carver Elementary kindergarten students were very excited to have Mr. Pallotta as their special guest and they enjoyed his humorous and engaging presentation. Thank you to Miss Thompson for coordinating this great event.

Next Generation MCAS



This spring Carver Elementary students in grades 3-5 will be participating in the Next Generation MCAS assessment. The ELA and Math assessments will be computer based. There will be a stronger alignment to the Massachusetts learning standards and new items on this assessment will more deeply assess both skills and knowledge. The grade 5 Science & Technology assessment will remain paper based. Testing dates for each grade level are as follows and additional information is available on pages 14-15.

- Grade 3 ELA - April 4, 6, and 7 *April 5th is an Early Release Day- No MCAS on this day
- Grade 4 ELA - April 11, 12 and 13
- Grade 5 ELA - April 25, 26 and 27
- Grade 3 Math - May 2-3
- Grade 5 Science & Technology - May 3-4
- Grade 4 Math - May 8-9
- Grade 5 Math - May 10-11

Inside this issue

Next Generation MCAS	1, 14-15
ALICE Presentation	2
Calendar of Events	2
Kindergarten Registration	3
Tips for Reading Success	5-6
Carver Elementary PTO	7
Carver Public Library	8
Lunch/Breakfast Menus	12-13

Carver Elementary School
85 Main Street
Carver, MA 02330

Ruby Maestas, Principal
Paula Foley, Associate Principal
Tanya Duff, Associate Principal

www.carver.org

ALICE PARENT PRESENTATION-ALL ARE INVITED TO ATTEND

On Wednesday, February 15, 2017 from 6:30pm-8:30pm, Carver Elementary School administration, along with local law enforcement, will be conducting an ALICE presentation as well as a voluntary demonstration for parents and guardians. The presentation will take place in the EKW cafeteria followed by demonstrations in various classrooms.

What is ALICE and what does this look like at the Elementary School?

Carver Public Schools has enhanced the traditional lockdown with procedures that we, as well as experts across the country, believe will increase the chance of survival during an intruder incident. The enhancements we will teach our staff and students are known as ALICE. At the Carver Elementary School we have made some modifications and will teach the students the ABC's of ALICE.

Alert: We will get the word out using clear concise language and describe the location of the event.

Barricade and Lockdown: Still a good starting point. We will continue to lockdown students in secure areas by using methods such as barricading.

Communicate/Inform: Keeping the staff and students informed continually allows for good decision making.

Distract: If necessary distract, confuse, and create distance.

Evacuate/Escape: If based on the Alert and Communication/Information, the best option is to Evacuate/Escape, staff and students are empowered to get out of the building to ensure students' safety.

There will be free childcare offered by Carver Middle High School students. Children will not be permitted to sit in during the presentation or take part in the demonstration. Our Carver Elementary students will receive training in the weeks following the ALICE parent presentation. We will make sure you are aware of the specific student training dates and what the training will consist of for our students. We look forward to your attendance on February 15, 2017. If you have any questions about the ALICE program, please contact Mr. Souza at 508-866-6117 or myself at 508-866-6210.

Important Dates

Tuesday, 2/7/17

Coyote Convenience (during lunches)

Wednesday, 2/15/17

ALICE Parent Information Session, IMC/Coyote Commons, 7:00 pm

February 20 - 24, 2017

Winter Recess

Thursday & Friday, 3/9 & 3/10/17

Spring Picture Day by Lifetouch

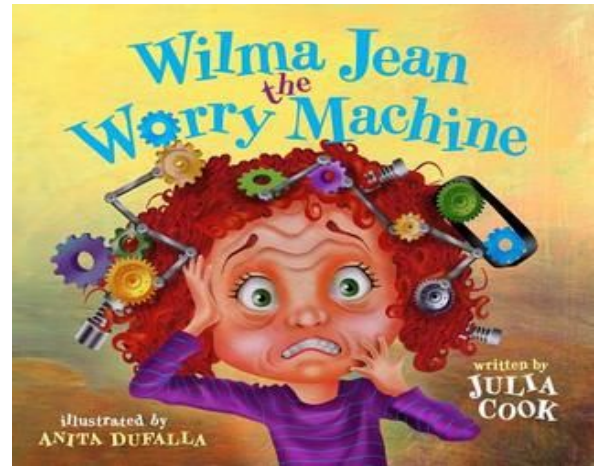


Outdoor Recess: We will have outdoor recess daily, weather permitting of course. Please remember to send your children in with hats, coats, gloves and long pants. Appropriate cold weather gear will ensure that your child gets outdoors with his/her peers.



Accepting Differences Program

Our team of support staff consisting of Mrs. Langner, Mrs. Hardiman, Mrs. Schriefer, Mrs. Butts, Mrs. Hines and Mrs. Maestas has been visiting every classroom during our morning meeting time to read disability awareness books and answer questions that the students may have about the book. Our selection of books is geared to help students understand various disabilities and provide information on how to be a good friend to all students regardless of differences. During the month of February, our topic is on Anxiety. The book we will be reading to the students is Wilma Jean the Worry Machine. For more information or questions, please contact us at 508-866-6210.



Kindergarten Registration

The Carver Elementary School kindergarten registration will be held on the following days by appointment only:

Friday, 3/3/17
Friday, 3/10/17
Thursday, 3/16/17
Friday, 3/24/17

Monday, 3/6/17
Monday, 3/13/17
Monday, 3/20/17
Tuesday, 3/28/17

Wednesday, 3/8/17
Tuesday, 3/14/17
Wednesday, 3/22/17
Monday, 5/22/17

- Only children who will be 5 years old on or before September 1, 2017 are eligible to enroll in kindergarten per Carver Public Schools' entrance age policy.

Parents/guardians need to call the EKW Building to make an appointment for registration and screening. The phone number is 866-6210. Please note that due to the winter recess, February 20 through February 24, 2017, the office will be closed. After receiving your appointment, you will be given information on how to access the registration packet online.

In addition to all of the registration forms, please bring the following with you:

- The child's certified birth certificate (with a raised seal).
- Proof of residency. The following is the only acceptable proof of residency: Purchase and sales of a house/condo, two consecutive months of a utility bill or a rental agreement including the landlord's contact information.
- Up-to-date immunizations and a copy of your child's last physical exam. Please be sure the physical includes the date of the most recent lead screening.
- Parent's Driver's License or Photo ID.

Failure to provide this information will delay the placement of your child.

Please note that students who currently attend the Carver Public Schools' Preschool Program are required to register for kindergarten, if they are age appropriate.

If you have any questions, please contact the EKW Building at 866-6210.



The Mobile Dentist will be visiting Carver Elementary School on February 9th and February 10th. More information will be sent home in mid-January.

Office Hours with the Principal

Office Hours with the Principal are from 7:30-7:50 every morning and/or by scheduling a meeting. Also, to provide feedback, suggestions or comments regarding any/all aspects of our school day, there is a comment box located near the parent waiting area in the EKW building. Remember that if you are trying to reach the principal or one of the associate principals during the school day, we are throughout the school, getting to know all our students, conducting classroom walkthroughs, and supporting our teachers. If you leave us a message, we will make sure to get back to you within 24 hours. For emergencies, please do not hesitate to let our office administrative assistants know that you need to speak with one of us immediately.



Exciting News

Carver Elementary school students and staff have been invited to Edaville in June. More information will be sent home with students. Chaperones will be needed for this event. As a reminder, please make sure your CORI is updated and that you have attended a Volunteer Orientation.

Nurses' Corner

The Department of Public Health requires school nurses to have a physical exam on file for your child at entry into Kindergarten and every 3 years thereafter. Please remember to bring in a copy of your child's most recent physical (especially parents/guardians of 4th grade students). Thank you.

Head lice are an annoying issue that many families deal with every year. Head lice can happen to anyone, anywhere. Some people believe that head lice is a school issue, however head lice can actually be found in many areas that we all frequent. They could be on a pillow from a friend at a sleepover. They can be found at camp, or gymnastics or scouts, on a hat that you just tried on in a store, and maybe on a headrest in a car. They can hitch a ride from pretty much anywhere. Head lice can crawl; they do not fly. BUT...They cannot live for long off the head (24 hours or so), so as long as they are properly treated and the nits are removed from the hair as well as the home environment, we can beat the itch!

These are some of the things you might notice if your child has head lice:

- *He or she will probably complain of an itchy scalp or will scratch his head
- *You may notice red areas at the nape of their neck or around the ears
- *They might complain of feeling something moving on their head or a strange sensation

Reading Connection

Tips for Reading Success

Beginning Edition

Carver Elementary School
Ms. Ruby Maestas, Principal

Book Picks



Read-aloud favorites

■ *Biblioburro: A True Story from Colombia*

What if the library came to your neighborhood on the back of a donkey?

This is Jeanette Winter's true story of a Colombian schoolteacher's traveling library, which brought books to children in remote villages. (Also available in Spanish.)



■ *Dragons Love Tacos*

When a little boy discovers that dragons like to eat tacos, he decides to host a taco party for them. But if a fire-breathing dragon accidentally gets a bite of spicy salsa, look out! A silly story by Adam Rubin about a dragon party that turns into a disaster.

■ *Just a Second*

In just 1 second, a bumblebee flaps its wings 100 times and the earth travels 18½ miles. Steve Jenkins's nonfiction book will help your child think about time in fascinating ways. She'll also discover different methods of measuring time.

■ *Bedtime Is Canceled*

Maggie and her brother write their parents an official-looking note: "Bedtime is canceled." Somehow, the note blows out the window, lands in a newspaper office, and ends up in a headline. Soon, bedtime really is canceled, and exhausted children quickly discover the importance of sleep. A nice read-aloud by Cece Meng.



Time for a story

Want to spend time with your youngster, build her reading skills, and help her learn to love books? You can do all three when you read aloud to her. Here are some suggestions.

Read regularly

Try to read to your child every day. You might aim for 10–15 minutes of bedtime reading for a peaceful end to the day. Bring along a book, and read to her during a sibling's sports practice. Or curl up together with a book when you get home from work.



Go slowly so she has time to understand the story and look at the illustrations. She'll enjoy read-aloud time more if she plays an active role.

Take turns choosing books

Your youngster may want to hear old favorites again and again. Use your turn for new titles and variety (nonfiction, poetry).

Be playful

You can use different voices for different characters (a high, squeaky voice for a mouse or a deep, booming voice for a horse). Or substitute your youngster's name for the main character's name, and use family members' names for other characters. *Note:* You don't have to be an expert reader—your child will love it when you read aloud because it's *you*.♥

Let her participate

Ask your child to turn the pages while you read. Also, she can finish sentences that rhyme or fill in words she knows.

Writing that makes sense

When a child first learns to write, his stories may not always make sense to others. Help his writing flow logically with these two ideas.

1. Let him read his stories to you. Ask questions to encourage him to add information ("What did you do with your friends at recess?") or to clear up a confusing part ("Who said, 'Let's go home'—you, or your brother?").




2. Even if he isn't writing sentences yet, he can tell you stories. He might describe the new class pet or something funny that happened at lunch. He'll practice relating events in a logical order, and that can help when he puts his thoughts and ideas down on paper.♥

Read between the lines

Learning to infer, or “read between the lines,” is one key to good reading comprehension. Consider these tips for helping your youngster make inferences when he reads.

Describe the setting. Pick a book, and read a few sentences to your child (without him looking). Leave out words that name the setting. *Example:* “Sand stretched in all directions...cacti dotted the landscape.” Can he infer where the story is set? If he isn’t sure, give him a hint. (“Where do you see lots of sand and cacti?”)



Look for lessons. Fables are great for reading between the lines. Read one by Aesop, and help your youngster figure out the lesson. For instance, *The Tortoise and the Hare* teaches that even if you’re slow, you can win if you just keep going. Have him point out parts that he used to make his inference. (“The tortoise never stopped, and he took one good step after another.”)


Use prompts. Questions that start with “Why do you think...?” or “How do you know...?” can encourage your child to infer. You might ask why he thinks a character behaved the way he did or how he knows it’s going to snow. Together, look for clues in the book that may help him answer the questions.♥

Fun with Words

Wordplay

Use these activities to build your child’s phonemic awareness—her ability to hear sounds in words:

- Choose a three-letter word, such as *cap*. Have your youngster substitute different beginning sounds from the alphabet to make new words (*lap, map, nap, rap, sap, tap, zap*). How many can she think of?



- Pick a long word, and tell her to clap once as she says each syllable. For *mozzarella*, she would clap four times: *moz-za-rel-la*.

- Ask your child to say a word without the first sound. *Example:* “Can you say *sit* without the *s*?” (*Answer: It*)

- Think of a word, and give your youngster a “sound” clue to figure it out. For instance, “I’m thinking of a word for something that you chew. The word has an *uh* sound in the middle.” (*Answer: Gum*)♥

OUR PURPOSE

To provide busy parents with practical ways to promote their children’s reading, writing, and language skills.

Resources for Educators, a division of CCH Incorporated
 128 N. Royal Avenue • Front Royal, VA 22630
 540-636-4280 • rfeustomer@wolterskluwer.com
 www.rfeonline.com
 ISSN 1540-5648

© 2015 Resources for Educators, a division of CCH Incorporated



Vocabulary boosters

A large vocabulary can turn your child into a better reader and writer. Try these everyday ways to help her learn new words.

Keep your ears open. When you and your youngster go places, point out words that people use. Maybe a waiter describes an *entree* or the dentist talks about *molars*. Encourage your child to figure out what they mean by the way they’re used.

Go beyond nouns. Help your youngster add verbs and adjectives to her vocabulary. Sports and games offer opportunities to use action words. Let your child hear you comment on the softball that *soars* or the runner who *sprints*. When she sends thank-you notes or greeting cards, suggest descriptive words (a *polka-dot* shirt, a *fantastic* birthday).♥



Parent to Parent

Build, read, and write!

My son James loves to play with blocks. At our parent-teacher conference last month, his teacher suggested that we use blocks to fit in extra reading and writing practice.

We found books about things he could make, such as castles, skyscrapers, and monuments, and I put them with his blocks for inspiration. At first, I thought he’d just look at the pictures, but he has started pointing



out facts that he reads, like how moats kept enemies away from castles. I also encouraged James to write signs to go with his buildings. When he made an airport, for example, he wrote “Tickets,” “Bags,” and “Taxi” on slips of paper and taped them to the blocks.

I’ve noticed that James’s buildings are more creative—and I’m happy that he’s reading and writing while he plays.♥

Carver Elementary School PTO Information

Coyote Convenience returns on Tuesday, February 7th and will be open during all lunches. In addition to the usual school supplies and erasers, we will also be selling special Valentine's Day Spirit Sticks. Please visit www.carverpto.org to make a shopping list. Please send your student with any money in a ziploc bag. Please email kristin.moore@carverpto.org with any questions or if you are available to volunteer.

Lifetouch Spring Pictures are scheduled for March 9th and 10th. Look for a flyer coming home towards the end of February!! Please email info@carverpto.org if you are interested in volunteering.

The Owls are coming! Our 3rd annual Whooo's Reading Read-a-thon returns March 1st! Be on the lookout for your student's login information to come home after break.

Thank you to everyone for turning in their Box Tops for the December classroom contest. The top 3 classes for December 2016 were:

Mrs. Champignie's class with 283

Mrs. Johnson's class with 188

Ms. Chernicki's class with 12

Mrs. Champignie's class has won spirit sticks and will continue their visit with Coco the Box Tops Monkey!

The volunteers are still working on the January Box Tops winning classrooms. The January classroom winners will be announced in the March Newsletter.

The February Box Tops collection date will be 2/16/17. Please make sure to turn in your Box Tops to your classroom teacher by that date. The February results will be announced in the March newsletter.

The PTO has a challenge for the Carver Coyotes-can your classroom collect the most Box Tops for the whole school year? If your class can do it, your class will win a special surprise in June. The top 3 classes as of January 30th were:

Mrs. Champignie's class with 989

Mrs. Steed's class with 788

Ms. Harkins' class with 549

Carver Public Library

Weekly Storytimes – Winter Session runs from January 3 to February 15

Tuesdays at 10:30 a.m. – Toddler Storytimes, ages 3.5 and under meet for stories, songs and activities.

Wednesdays at 10:30 a.m. –Storytime, ages 3.5 to 7 meet for stories, songs and related activities.

Reading Buddies – Runs January 11 to February 15

The next session of Reading Buddies will run on Wednesdays from 3:30 p.m. to 6:00 p.m., January 11 to February 15. Children in grades K - 2, register for time slot. Marilyn Thayer and her certified family therapy dogs meet with school children who want to practice and improve their reading skills in a relaxed and non-judgmental atmosphere. Each session will last 20 minutes and begin with a meet and greet between the child and one of Ms. Thayer's spaniels, followed by reading time. Children are encouraged to bring their own books or choose one from the library.

Groundhog Craft

Thursday, February 2 from 5:30 to 7:30 p.m. – All ages, drop-in.

Shaving Cream Play Day

Saturday, February 4 at 11:00 a.m. – All ages, drop-in for some good, clean, cleaning fun.

Creative Journaling

Tuesday, February 7 at 6:30 p.m. – Ages 10 and up, please register.

Valen-tiny Matchbox Candygrams

Thursday, February 9 at 6:30 p.m. – Ages 8 and up, must register.

Valentine Craft

Saturday, February 11 from 11:00 a.m. to 1:00 p.m. – All ages, drop-in.

Holiday Lego Challenge

Tuesday, February 14 from 5:30 p.m. to 7:30 p.m. – All ages, drop-in.

Pajama Storytime

Thursday, February 16 at 6:30 p.m. – All ages, please register. Kids come dressed in their PJs for stories, songs and related activities.

Check our Facebook page for School Vacation Activities!

CAMP BOURNE DALE
110 Valley Road
Plymouth, MA 02360
(508)888-2634- Phone
(508)833-5187- Fax

Dear Parents:

I hope all is well with you and your family as we embark on the new academic year. School and the Autumn Season begin with great expectations. Last summer is now, many great memories of exciting activities, nice weather and great fun. We look back on the Bournedale Day Camp 2016 and say "that was awesome!" The manner in which our "kids" adjusted to the activities and were involved in the new opportunities was not only great to see but also a huge pleasure in which to be involved.

We are already looking forward to next summer. We want to build on the gains of last year and add new and exciting possibilities. We hope you join us at Bournedale for another great summer adventure.

At this time we open enrollment for the Camp Bournedale Day Camp for 2017. You can register online by going to bournedaleintouch.com and go to the enrollment link. You can also register by going to our website www.campbournedale.com
My warm regards for a very happy healthy year.

Arnie Gerson

Owner
Camp Bournedale

CAMP BOURNEDALE DAY CAMP FOR BOYS

110 Valley Road, Plymouth, MA 02360 – Phone: 508-888-2634 – FAX: (508) 833-5187
email: bournedale@comcast.net web-site: www.campbournedale.com

BOYS AGES 8 TO 14

Day Camp- \$450 per Week

Lunch Provided

Extra: Transportation (pick up and drop off available at Exit 5 Rt. 3 Rest Stop) \$50 per week

Drop off is at 9AM and Pickup is at 5PM

- ___ Day Camper Session 1- Monday July 3, 2017 to Friday July 7, 2017
- ___ Day Camper Session 2- Monday July 10, 2017 to Friday July 14, 2017(Tennis option)
- ___ Day Camper Session 3- Monday July 17, 2017 to Friday July 21, 2017(Marine Science – Astronomy option)
- ___ Day Camper Session 4- Monday July 24, 2017 to Friday July 28, 2017(Soccer option)
- ___ Day Camper Session 5- Monday July 31, 2017 to Friday August 4, 2017(Marine Science- Astronomy option)
- ___ Day Camper Session 6- Monday August 7, 2017 to Friday August 11, 2017(Soccer option)

*Please enclose the Non-Refundable registration fee of \$100.00 with this application.
Non-refundable balance to be paid by June 1, 2017. Make checks payable to Camp Bournedale,
and mail to Camp Bournedale, 110 Valley Road, Plymouth, MA 02360*

Date: _____ Non-Refundable Deposit Enclosed: _____

Camper's Name: _____ e-mail: _____

Address: _____

City: _____ State: _____ Zip Code: _____

Phone: _____ Alternate #: _____ FAX: _____

Age at Camp: _____ Birth date: _____ School Grade as of 09/2016 _____

Goals or accomplishments expected: _____

Parent's Name: _____ e-mail: _____

Address: _____

City: _____ State: _____ Zip: _____

Health Insurance Company: _____ Policy Number: _____

In consideration of enrollment, each camper agrees to follow all instructions given by any and all of Camp Bournedale's agents, servants or employees while camper is participating in camp activities or is on camp property. Each camper further agrees to obey all rules of Camp Bournedale and instructions of staff and understand that Camp Bournedale reserves the right to terminate enrollment and remove said camper from its property at any time that, in Camp Bournedale's sole judgment and discretion, camper's actions violate said rules or instructions. In the event that Camp Bournedale terminates camper's enrollment, camper is not entitled to a refund of any kind.

Parent/ Guardian Signature _____



Winter BASH

Come have some frosty fun!

Sunday, February 12
1 - 3 PM

Camp Wind-in-the-Pines
190 W. Long Pond Road
Plymouth, MA



RSVP to Darlene Skog at
617-352-0141 by February 6.

Learn more about Girl Scouts
at hergirlscouts.org.



Don't miss out!

- take a winter hike
- sip on hot cocoa
- play outdoor games
- learn about Girl Scouts
- enter to win a free week of camp*

...fun for the whole family!

*Must attend event to enter, but don't need to be present to win. Free week is for one new week of day camp for 2016 season valued at \$305. Any amount over is responsibility of the family.



LUNCH MENU

		2/1 Early Release Day Lunches are not served	2/2 Turkey Sub Sliced turkey on a wheat sub roll Potato Puffs Carrot sticks w/dip Chilled pears Chicken Caesar Salad	2/3 Pizza Day Girlandi Stuffed Crust Cheese or Buffalo Chicken Garlic roasted chickpeas Chilled peaches
2/6 Chicken patty on a W/W Bun Plain or spicy Carrot coins Baked smiles Chilled fruit cup Buffalo chicken salad	2/7 Meatballs in sauce Wheat sub roll Parmesan cheese Side of Garden Salad with dressing Fresh apple Buffalo chicken salad	2/8 Popcorn chicken bites Brown rice Green beans Fresh banana Buffalo chicken salad	2/9 Hamburger on a bun Plain or cheese Lettuce, tomatoes & pickles Reduced Fat Doritos Baby carrots Chilled fruit cup Buffalo chicken salad	2/10 Pizza Day Sal's Pizza Cheese or bacon Fresh garden salad with dressing Chilled pears
2/13 Toasted cheese on wheat Smart Food Delight Veggie sticks w/dip Cinnamon applesauce Teriyaki Chicken Salad	2/14 Happy Valentine's Day French toast w/syrup Scrambled egg patty Sweet potato bites Strawberry cup Teriyaki Chicken Salad	2/15 PAPA GINO's Day Cheese or pepperoni Fresh garden salad with dressing Chilled peaches	2/16 Toasted cheese on wheat Pepperidge Farm Goldfish Tomato Soup Fresh Apple Teriyaki Chicken Salad	2/17 Hot dog in a wheat bun Plain or chili BBQ Baked beans Veggie sticks Chilled pears Teriyaki Chicken Salad
2/20 WINTER BREAK	2/21 WINTER BREAK	2/22 WINTER BREAK	2/23 WINTER BREAK	2/24 WINTER BREAK
2/27 Meatballs in sauce Wheat sub roll Smart Food Delight Baby carrots w/dip Fresh Apple Chicken Caesar Salad	2/28 W/G Chicken Nuggets Seasoned brown rice Green beans Cinnamon graham bears Fresh orange wedges Chicken Caesar Salad			

1. WG Bagel with cream cheese, cheese stick & salad
2. Garden Salad with dressing, cheese stick, croutons and fruit
3. Smucker's Uncrustable with side salad and fruit
4. Assorted WG cereals with cheese stick and fruit

Be sure your NutriKids account is updated. To register for Nutrikids, watch daily transactions, check balances and make online prepayments, please visit: www.myschoolbucks.com. At school prepayments: please make checks payable to: **CPS Meal Program**. Please include student id# on check.

Free and reduced applications are available on the school website (www.carver.org). Applications can be filled out anytime during the school year. Return completed application to: Carver Public Schools – Food Services, 3 Carver Square Boulevard, Carver, MA 02330. Contact Kathleen Farrar (farrark@carver.org) with any questions.

All meals include choice of milk
(1% low fat or Tru-Moo fat free chocolate milk)

A' la carte milk \$.50

A' la carte water \$.75

are Whole Grain Rich

In addition to their lunch, students are allowed to

purchase 1 food item and 1 drink item unless parent notifies us otherwise.

Lunch Price \$2.40

Our breads

BREAKFAST MENU

		2/1 Mini pancakes Fruit Milk or juice Or assorted cereals	2/2 Apple/cinnamon muffin Fruit Milk or juice Or assorted cereals	2/3 Assorted W/W bagels Cream cheese or margarine Fruit Milk or juice Or assorted cereals
2/6 Yogurt cup Graham cracker bites Fruit Milk or juice Or assorted cereals	2/7 Blueberry muffin Fruit Milk or juice Or assorted cereals	2/8 Mini pancakes Fruit Milk or juice Or assorted cereals	2/9 Banana muffin Fruit Milk or juice Or assorted cereals	2/10 Assorted W/W bagels Cream cheese or margarine Fruit Milk or juice Or assorted cereals
2/13 Yogurt cup Graham cracker bites Fruit Milk or juice Or assorted cereals	2/14 Blueberry muffin Fruit Milk or juice Or assorted cereals	2/15 Mini pancakes Fruit Milk or juice Or assorted cereals	2/16 Chocolate chip muffin Fruit Milk or juice Or assorted cereals	2/17 Assorted W/W bagels Cream cheese or margarine Fruit Milk or juice Or assorted cereals
2/20 WINTER RECESS	2/21 WINTER RECESS	2/22 WINTER RECESS	2/23 WINTER RECESS	2/24 WINTER RECESS
2/27 Yogurt cup Graham cracker bites Fruit Milk or juice Or assorted cereals	2/28 Blueberry muffin Fruit Milk or juice Or assorted cereals	3/1	3/2	3/3

Breakfast Program

Available daily: Assorted gluten free cereals, milk & fresh fruit. We will also offer on alternating days: muffins and other breakfast pastries.

Breakfast will be free for approved eligible free students, \$.30 for approved eligible reduced students and \$1.65 for all others. If you have any questions, please call (508) 866-6230.

What should parents know about the next-generation MCAS tests?

The Department of Elementary and Secondary Education (ESE) is in the process of upgrading the Massachusetts Comprehensive Assessment System (MCAS) tests to better measure the critical thinking skills students need for success in the 21st century. The new tests, informally called “the next-generation MCAS,” will build on the best aspects of MCAS that have served the Commonwealth well for the past two decades.

Why is Massachusetts changing to these next-generation tests?

The MCAS tests were first administered in 1998 and had been given for 18 years, mostly unchanged. However, the MCAS was not designed to measure readiness for success in college or a career after high school. Data from our state higher education system showed a high number of students requiring remedial courses. And, as we upgraded our learning expectations through revising the curriculum frameworks, it was time to upgrade our state tests. The next-generation tests provide an opportunity for added focus on critical thinking skills and factual knowledge.

What is the phase-in plan for computer-based testing?

As part of the [transition to statewide computer-based testing](#), students in grades 4 and 8 are expected to take computer-based MCAS English Language Arts (ELA) and Mathematics tests in spring 2017, with exceptions for students who are determined to require a paper-and-pencil edition or the MCAS-Alt, and a small number of districts with exceptional circumstances. (Districts were able to apply for a waiver from the expectation for computer-based testing for grades 4 and 8, and decisions will be communicated back to superintendents by December 23.) In addition, districts may choose to administer ELA and Mathematics tests on computer for grades 3, 5, 6, and 7 this spring.

In spring 2017, the Science and Technology/Engineering (STE) tests at grades 5, 8, and high school, and the grade 10 ELA and Mathematics tests and retests will remain paper-based tests.

It is expected that districts will administer more grades and subjects on computer in spring 2018, and the goal is for full computer-based testing in spring 2019 for grades 3–8 ELA and Mathematics with exceptions for students with disabilities who require a paper-and-pencil test as well as for new ELL students unfamiliar with computers. Science and Technology/Engineering tests will move to computer-based testing on a different schedule.

How are the next-generation tests different from traditional MCAS tests?

- Next-generation tests are designed to assess students’ critical thinking skills, as well as signal student’s readiness for success in college or a career after high school.
- Next-generation tests will include existing MCAS questions, questions developed by the Partnership for the Assessment of Readiness for College and Careers (PARCC), and new questions developed specifically for the new test.
- Next-generation tests will primarily be computer-based tests. Computer-based test questions can include richer content and a greater range of accessibility features; tests have the potential to be scored more quickly and at a lower cost; and computer-based testing reflects the reality that students in the 21st century are using technology in their classrooms and their daily lives.
- Next-generation tests will include writing on the ELA test in every grade; in the past, MCAS tests included a separate composition test in grades 4, 7, and 10 only. (Note that students in grade 10 in 2017 will continue to take the Composition test.)

Will I need to buy a computer for my child to be tested?

No. Computers or tablets will be provided by schools. In preparation, the ESE is providing information to schools regarding funding opportunities to upgrade their technology.

How much time will students spend taking the next-generation tests?

- Next-generation tests will remain untimed in spring 2017, and the ESE plans to study the amount of time that students actually use to plan for 2018 accordingly.
- The recommended amount of time for each session will be slightly longer than during the spring 2016 MCAS tests, but shorter than the spring 2016 PARCC tests (which were timed). The recommended session lengths are [posted on the Department's website](#).

How will students with disabilities and ELL students participate in the next-generation tests?

- The universal design of the next-generation tests is intended to reduce barriers to participation for all students, including students with disabilities. New accessibility and accommodations policies will also increase accessibility for these students.
- Students with disabilities will continue using accommodations that are documented in approved IEPs and 504 plans, and now ELL students will also be eligible for test accommodations.
- Students with severe disabilities will continue to be able to participate in the MCAS Alternate Assessment instead of the standard test.

What will the next-generation tests assess?

The spring 2017 next-generation tests will be based on the same learning standards as the traditional MCAS tests – those contained in the [Massachusetts Curriculum Frameworks](#), which outline what students should know and be able to do for each grade level and subject area.

Will my child be able to review sample next-generation test questions before testing?

Yes. The ESE plans to post practice tests as well as student tutorials online in early 2017 for schools to practice with students.

How will parents and educators know how students perform on the next-generation tests?

Student performance will be reported using the same process as the traditional MCAS tests: students will receive a scaled score and an achievement level for each next-generation test they take. These results will be included on reports for parents/guardians.

Where can parents/guardians find more information or get involved?

- ESE welcomes input from parents, guardians, and other community stakeholders. You can email your comments to the Office of Student Assessment Services.
- See below for the tests your child will take this coming spring.

Grade 3 ELA - April 4, 6, and 7 *April 5th is an Early Release Day- No MCAS on this day

Grade 4 ELA - April 11, 12 and 13

Grade 5 ELA - April 25, 26 and 27

Grade 3 Math - May 2-3

Grade 5 Science & Technology - May 3-4

Grade 4 Math - May 8-9

Grade 5 Math - May 10-11